










WŁÓKNINY SZKLANE

typ	foto	klasa	grubość [mm]	nominalna przepustowość [m ³ /h/m ²]	średnia skuteczność [Am%][Em%]	opór początkowy [Pa]	zalecany opór końcowy [Pa]
PAINT STOP 2"		G3	60	2500-7200	93 %	7-32	250
PAINT STOP 4"		G3	110	2500-6300	97 %	7-38	250
DUST STOP 1"		G2	30	5400-9000	80 %	15-30	150
DUST STOP 2"		G3	60	5400-9000	86 %	20-35	150
DUST STOP 4"		G4	110	5400-9000	90 %	25-40	150
Dust Collector 5" RED		G4	125	9000	91 %	105	250
MIST COLLECTOR		G3	75	5400-9000	87 %	30-45	250
HT300 do 300°C		G4	50	3600	95 %	58	210
Automatyczne filtry rolkowe		G3	60	5400-9000	86 %	15-45	180